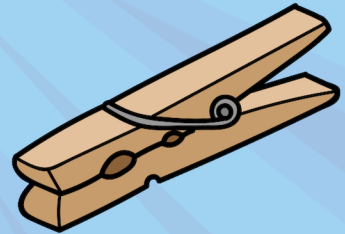


knijpkaarten


thema 1





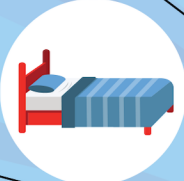
Bij dit spel kan je eenvoudig zelfcorrectie aanbrenge door op de achterzijde een kleurtje aan te brengen bij de juiste antwoorden.

De kinderen plaatsen de wasknijpers waar ze de gevraagde letter horen en controleren dit door de kaart om te draaien.

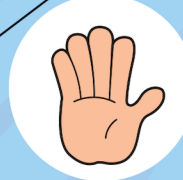
Er zijn per kaart 6 of 7 wasknijpers nodig.



i




k



4



b



ee




Diagram illustrating the phonics of the letter 'r' and the number '4'.

Section 1: Letter 'r'

Central octagon: **r**

Surrounding icons for 'r':

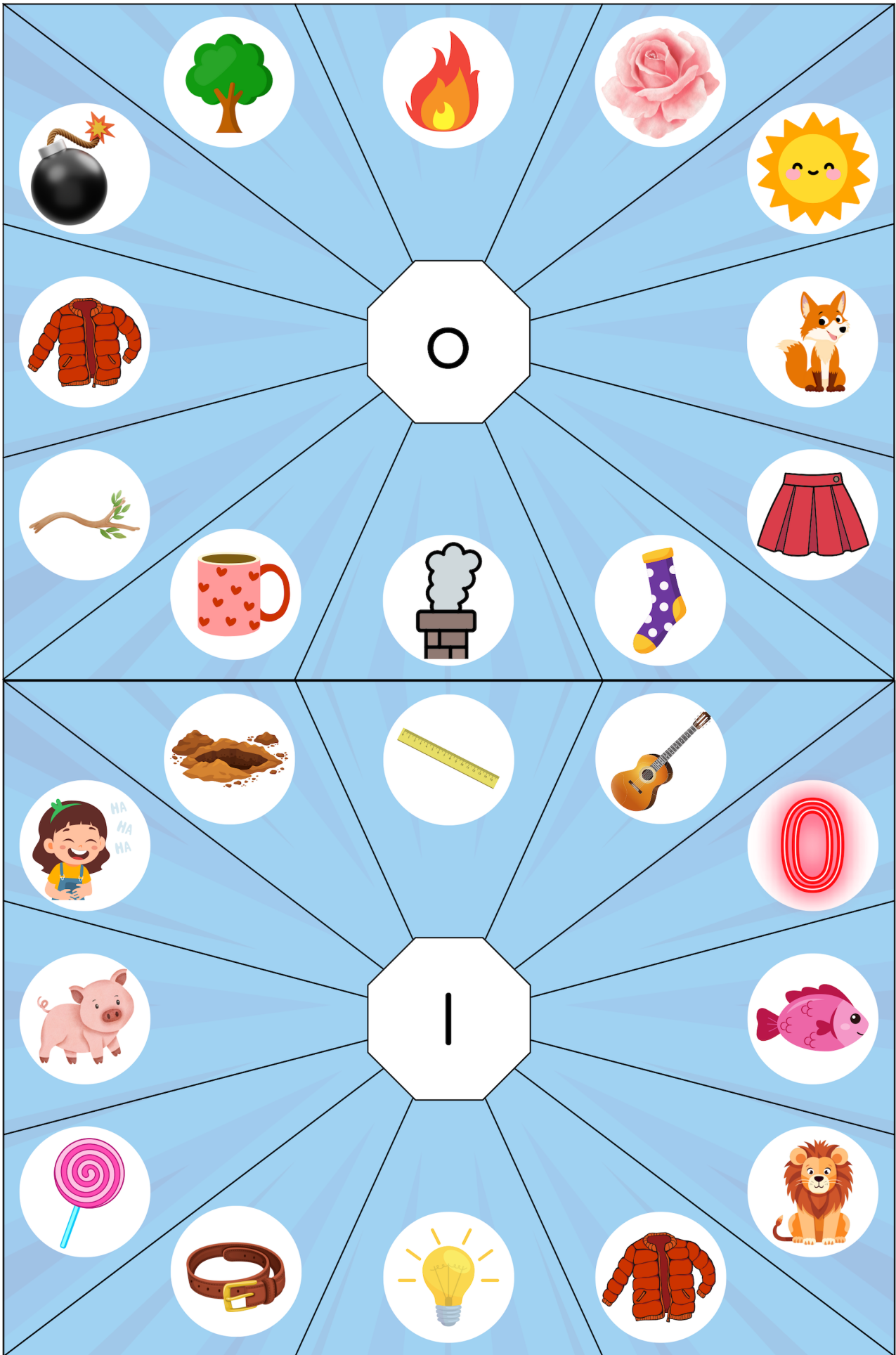
- Sun
- Tree
- Beer
- Rainbow
- Window
- Skirt
- Candy
- Lightbulb
- Snail
- Ear
- Belt

Section 2: Number '4'

Central octagon: **4**

Surrounding icons for '4':

- Drum
- Candy
- Eraser
- Banana
- Apple
- Mat
- Walnuts
- Mouse
- Moon
- Windmill
- Ant



a

