

# lente-kriebels







naam:.....



# Wat zie je in de lente?



Zet een kruisje.






# Planten en zaaien

Hoe zaai je? Nummer van 1 tot 5



## Delen van een plant





- blad
- steel
- bloem
- wortels




# bollen en knollen

Welke voorjaarsbloemen zie je nu?







Hoe groeit een plant? Zet in de juiste volgorde.



## Dieren zijn nuttig.

Waar komt het vandaan? Maak het rijtje af.

Kleef er het prentje bij.



# Planten zijn nuttig.

Wat maak je van...? Verbind.






# Kom ik uit een ei?

Omkring ei of mama.




ei / mama




ei / mama



ei / mama



ei / mama



ei / mama



ei / mama




ei / mama



ei / mama



ei / mama



ei / mama



ei / mama



ei / mama

# Kleine diertjes worden groot

Schrijf onder elke foto zijn/haar naam.

Kies uit: veulen, kalf, big, kuiken, lam, puppy, kitten, welp (2x)



---

---


---



---

---

---



---

---

---



---

---

---



---

---

---



---

---

---



---

---

---



---

---

---



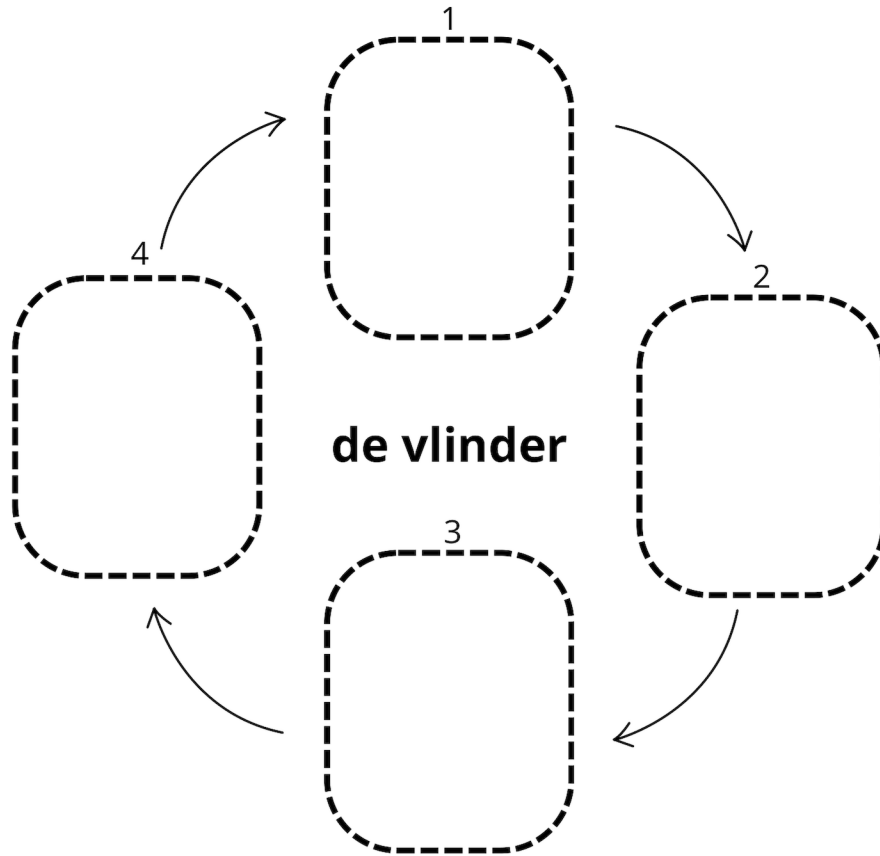
---

---

---


# Alleen groeien gaat vanzelf

Kleef de prenten op de juiste plaats.



## de kikker

Zet in de juiste volgorde. Nummervan 1 tot 6





## knipblad: dieren zijn nuttig



## knipblad: van pop tot vlinder



## knipblad: dieren zijn nuttig



## knipblad: van pop tot vlinder

