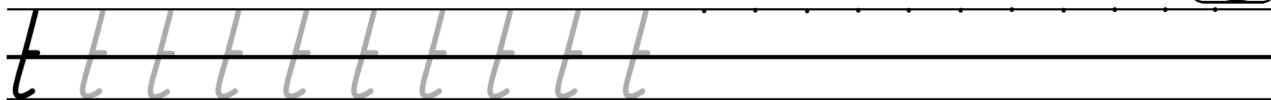



naam:.....



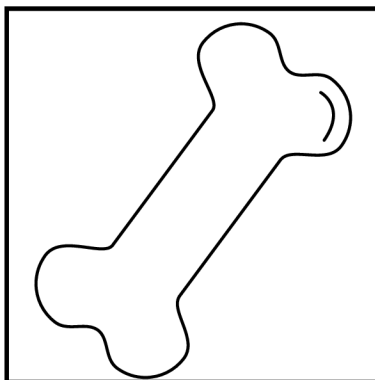
1. Schrijf de letter netjes over.



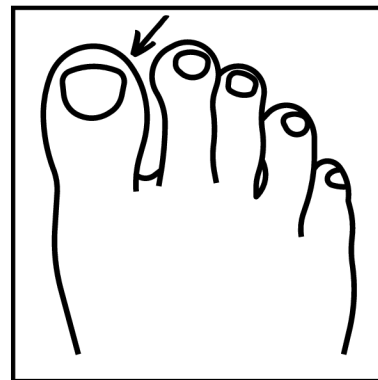
2. Hoor je de letter 't'? Zet een kruisje in het juiste vak.



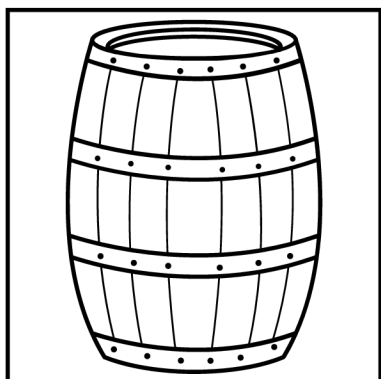
--	--	--



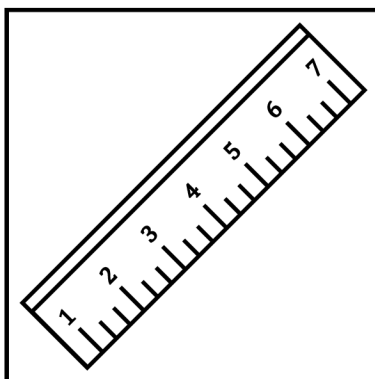
--	--	--




--	--	--



--	--	--



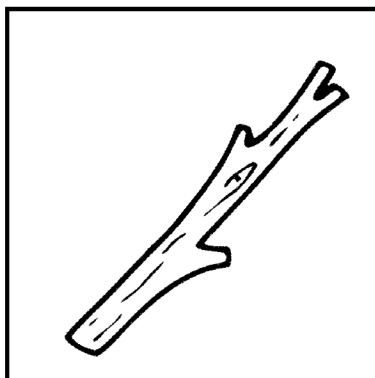
--	--	--




--	--	--



--	--	--



--	--	--



--	--	--


naam:.....

1. Schrijf de letter netjes over.

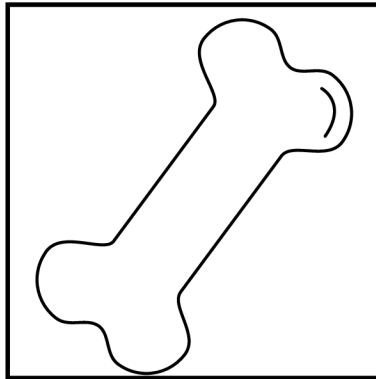


2. Hoor je de letter 't'? Zet een kruisje in het juiste vak.

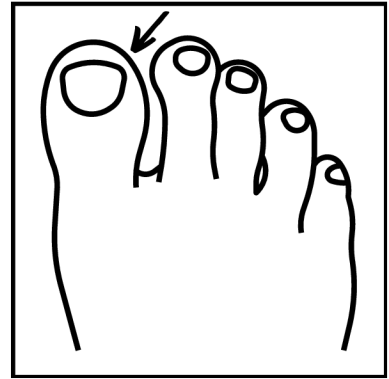
t



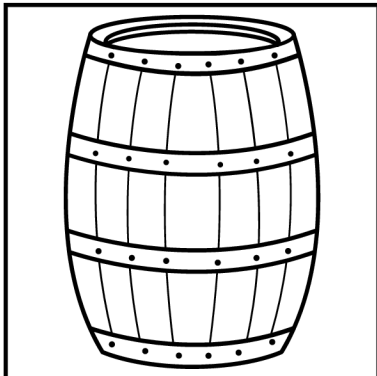
--	--	--



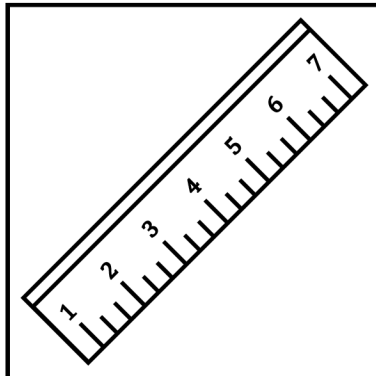
--	--	--




--	--	--



--	--	--



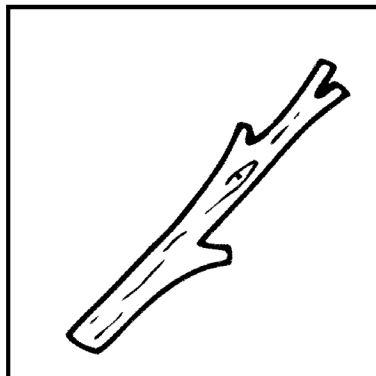
--	--	--




--	--	--



--	--	--



--	--	--



--	--	--

naam:.....


1. Schrijf de letter netjes over.




p p p p p p p p p . . . . .

2. Hoor je de letter 'p'? Zet een kruisje in het juiste vak.


p



--	--	--



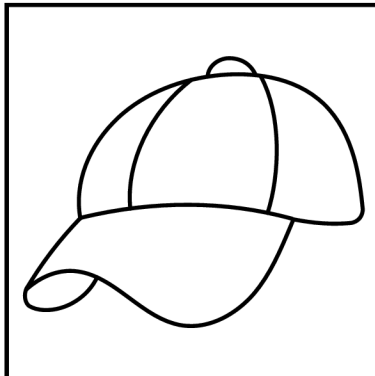
--	--	--




--	--	--




--	--	--




--	--	--



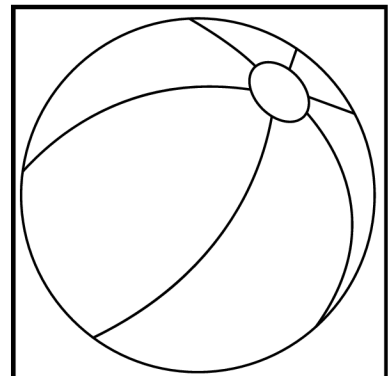
--	--	--



--	--	--



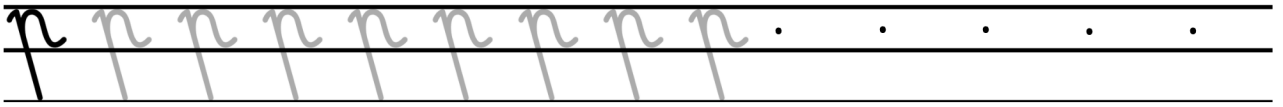
--	--	--




--	--	--

naam:.....


1. Schrijf de letter netjes over.




2. Hoor je de letter 'p'? Zet een kruisje in het juiste vak.



--	--	--



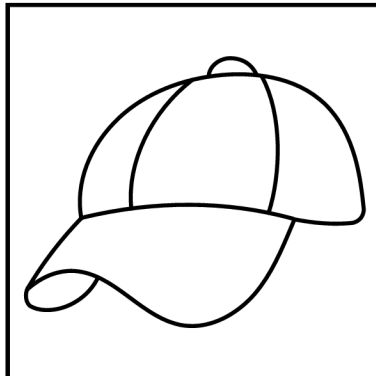
--	--	--




--	--	--




--	--	--




--	--	--



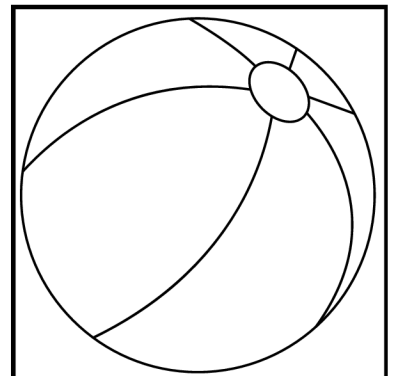
--	--	--



--	--	--



--	--	--



--	--	--

naam:.....

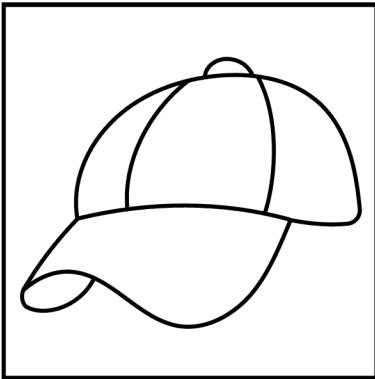
1. Schrijf de letter netjes over.




e e e e e e e e e e . . . . .

2. Hoor je de letter 'e'? Zet een kruisje in het juiste vak.


e




--	--	--




--	--	--




--	--	--




--	--	--



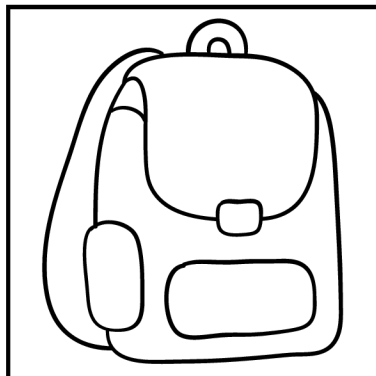
--	--	--




--	--	--



--	--	--



--	--	--



--	--	--

naam:.....


1. Schrijf de letter netjes over.




l l l l l l l l l . . . . .

2. Hoor je de letter 'e'? Zet een kruisje in het juiste vak.


e




--	--	--



--	--	--




--	--	--




--	--	--



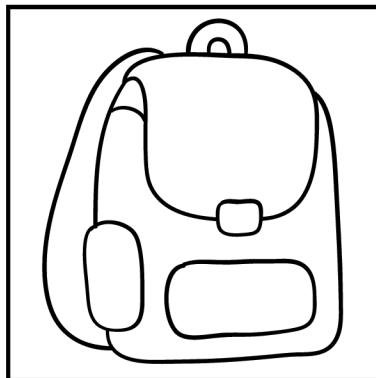
--	--	--




--	--	--



--	--	--



--	--	--



--	--	--


naam:.....

# 1. Schrijf de letter netjes over.

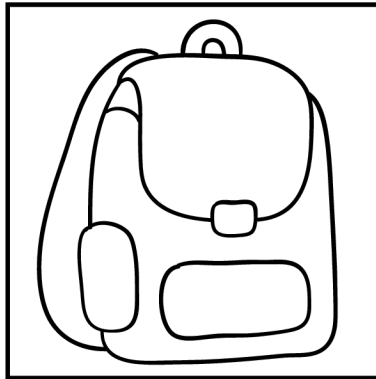


j j j j j j j j


# 2. Hoor je de letter 'j'? Zet een kruisje in het juiste vak.



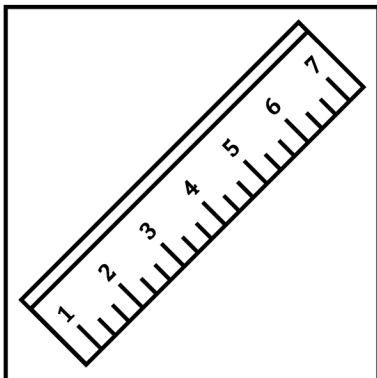
--	--	--




--	--	--



--	--	--



--	--	--



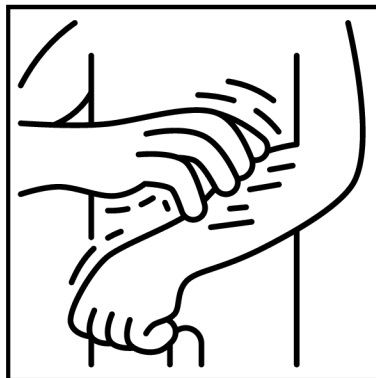
--	--	--




--	--	--



--	--	--



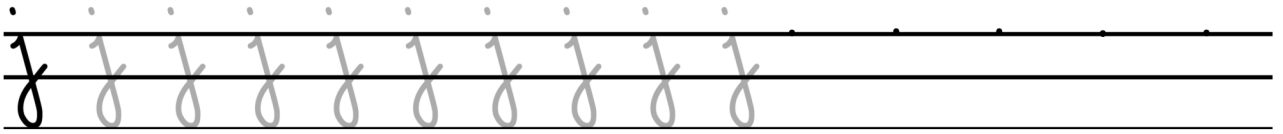
--	--	--




--	--	--

naam:.....

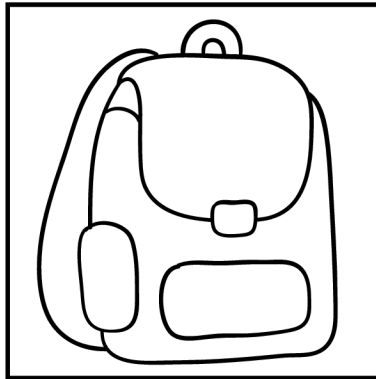
1. Schrijf de letter netjes over.




2. Hoor je de letter 'j'? Zet een kruisje in het juiste vak.



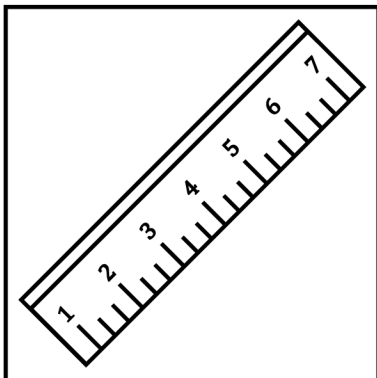
--	--	--




--	--	--



--	--	--



--	--	--



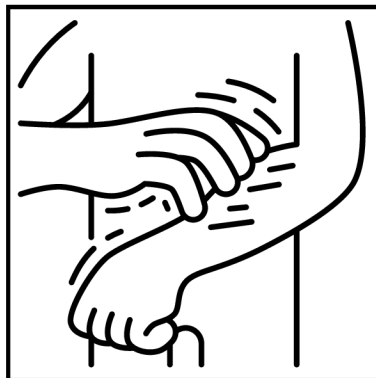
--	--	--




--	--	--



--	--	--



--	--	--



--	--	--



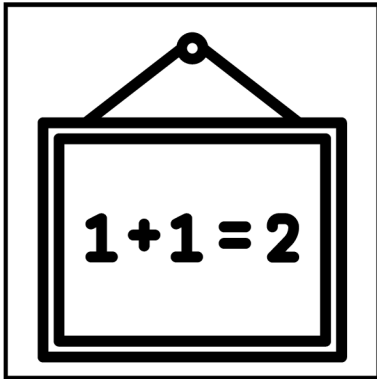
naam:.....

# 1. Schrijf de letter netjes over.




# 2. Hoor je de letter 's'? Zet een kruisje in het juiste vak.

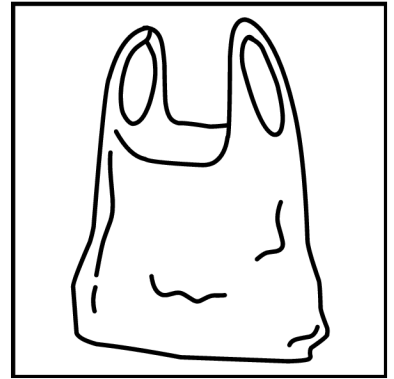
s




--	--	--




--	--	--




--	--	--




--	--	--




--	--	--



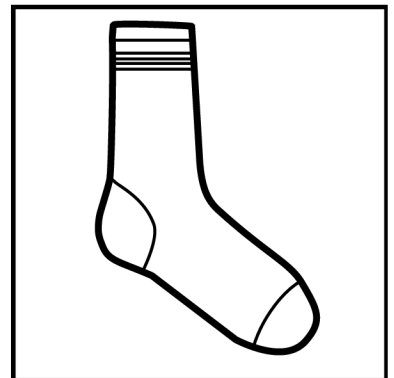
--	--	--



--	--	--



--	--	--



--	--	--

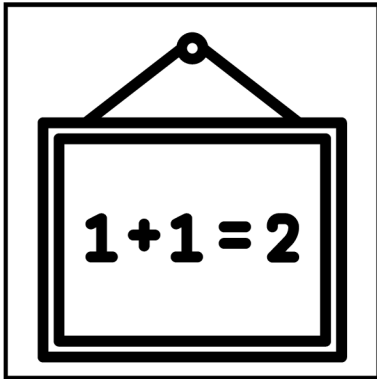
naam:.....

1. Schrijf de letter netjes over.




2. Hoor je de letter 's'? Zet een kruisje in het juiste vak.

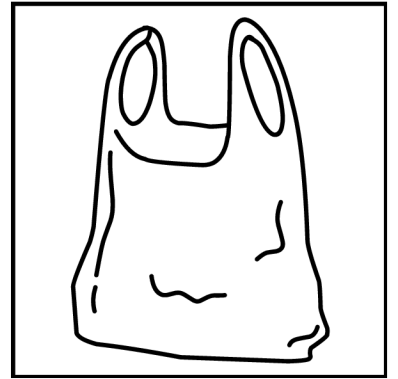
s




--	--	--




--	--	--




--	--	--




--	--	--




--	--	--



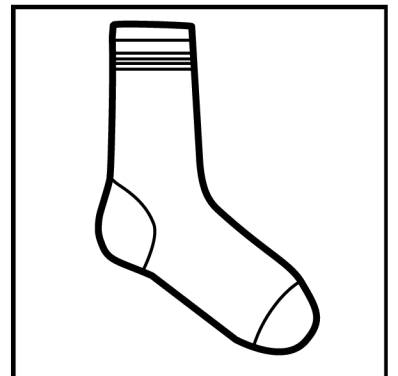
--	--	--



--	--	--



--	--	--



--	--	--